

Cadet

**Chp.IDF Cadet
Chrono (CH)
Résultats**


Document 5.1 OFFICIEL

Sous réserve du contrôle technique ou d'incidents d'ordre sportif

Cl	N°	Pilote	Club	Secteur 1	Secteur 2	Secteur 3	Temps	Ecart	Tour
1	1	NOUET Theo	Rosny	18.081	18.596	20.235	56.912		10
2	29	MARTINS Victor	Brétigny	18.117	18.608	20.337	57.062	0.150	9
3	3	HENRION Gillian	Rosny	18.149	18.666	20.293	57.108	0.196	9
4	9	BERTRAND William	Angerville	18.143	18.688	20.342	57.173	0.261	11
5	19	PERRIN Sophie	Rosny	18.166	18.666	20.373	57.205	0.293	6
6	11	CLEMENT Thibaut	Brétigny	18.093	18.669	20.452	57.214	0.302	10
7	4	PICQUE Alexandre	Rosny	18.339	18.720	20.382	57.441	0.529	6
8	23	IMBOURG Thomas	Rosny	18.192	18.832	20.582	57.606	0.694	10
9	5	MIALANE Thomas	Sens-Paris	18.173	18.983	20.470	57.626	0.714	10
10	20	HURAY Ayrton	Rosny	18.342	18.888	20.640	57.870	0.958	7
11	8	FRAYSSE Killian	Sens-Paris	18.417	18.919	20.694	58.030	1.118	6
12	7	LAPA PEREIRA Simon	Rosny	18.336	18.989	20.730	58.055	1.143	8
13	15	CHAPON Johann	Angerville	18.438	19.082	20.670	58.190	1.278	6
14	12	VENIER Jonas	Brétigny	18.626	19.063	20.535	58.224	1.312	9
15	2	NICOLINO Maxime	B.R.K.	18.212	19.253	20.759	58.224	1.312	7
16	13	LOISON Gwenaël	Angerville	18.542	18.873	20.817	58.232	1.320	7
17	44	JEAN Maxime	Cormeilles	18.637	19.181	20.617	58.435	1.523	9
18	18	CONDE Hugo	Beltoise	18.368	19.251	20.824	58.443	1.531	8
19	10	DOMBROWSKI Thomas	Angerville	18.730	19.250	21.122	59.102	2.190	7
20	16	COSTA Valentin	J.B.H.	18.905	19.508	20.829	59.242	2.330	10
21	14	LIEGE Bastien	Angerville	18.992	19.520	21.590	1:00.102	3.190	9
22	17	RAPHANEL Jules	Brétigny	19.139	19.600	21.655	1:00.394	3.482	10

Non classés

6	HADJAR Isack	Sens-Paris					Pas de temps		
---	---------------------	------------	--	--	--	--	---------------------	--	--



Cadet


Chp.IDF Cadet

Chrono (CH)

Best Sectors Analysis

Pour information, sans valeur officielle

S1			S2			S3			Ideal Lap Times						
Clt	N°	Temps	Clt	N°	Temps	Clt	N°	Temps	Clt	N°	Pilote	p-l	Ideal Lap	Best Lap	Diff.
1	1	18.067	1	29	18.566	1	11	20.179	1	1	NOUET Theo		56.888	56.912	0.024
2	19	18.087	2	3	18.572	2	1	20.235	2	11	CLEMENT Thibaut		56.941	57.214	0.273
3	11	18.093	3	1	18.586	3	3	20.290	3	3	HENRION Gillian		57.011	57.108	0.097
4	29	18.117	4	9	18.616	4	9	20.309	4	29	MARTINS Victor		57.020	57.062	0.042
5	9	18.132	5	19	18.666	5	19	20.330	5	9	BERTRAND William		57.057	57.173	0.116
6	3	18.149	6	11	18.669	6	29	20.337	6	19	PERRIN Sophie		57.083	57.205	0.122
7	5	18.173	7	4	18.709	7	4	20.344	7	4	PICQUE Alexandre		57.264	57.441	0.177
8	23	18.192	8	5	18.740	8	23	20.407	8	5	MIALANE Thomas		57.343	57.626	0.283
9	4	18.211	9	23	18.832	9	5	20.430	9	23	IMBOURG Thomas		57.431	57.606	0.175
10	2	18.212	10	20	18.852	10	12	20.535	10	20	HURAY Ayrton		57.750	57.870	0.120
11	7	18.240	11	13	18.873	11	20	20.577	11	7	LAPA PEREIRA Simon		57.817	58.055	0.238
12	20	18.321	12	8	18.919	12	7	20.588	12	8	FRAYSSE Killian		57.974	58.030	0.056
13	18	18.368	13	12	18.975	13	15	20.595	13	12	VENIER Jonas		58.040	58.224	0.184
14	15	18.396	14	7	18.989	14	44	20.617	14	15	CHAPON Johann		58.073	58.190	0.117
15	8	18.417	15	44	19.042	15	8	20.638	15	13	LOISON Gwenael		58.085	58.232	0.147
16	13	18.449	16	15	19.082	16	2	20.667	16	2	NICOLINO Maxime		58.092	58.224	0.132
17	12	18.530	17	18	19.146	17	18	20.754	17	18	CONDE Hugo		58.268	58.443	0.175
18	44	18.630	18	2	19.213	18	13	20.763	18	44	JEAN Maxime		58.289	58.435	0.146
19	16	18.729	19	10	19.250	19	16	20.829	19	10	DOMBROWSKI Thomas		58.970	59.102	0.132
20	10	18.730	20	16	19.420	20	10	20.990	20	16	COSTA Valentin		58.978	59.242	0.264
21	14	18.821	21	14	19.520	21	14	21.266	21	14	LIEGE Bastien		59.607	1:00.102	0.495
22	17	19.093	22	17	19.600	22	17	21.458	22	17	RAPHANEL Jules		1:00.151	1:00.394	0.243



Cadet

Chp.IDF Cadet Chrono (CH) Analyse des tours

Pour information, sans valeur officielle

Tours	Secteur 1	Secteur 2	Secteur 3	mps au tour
N°1 NOUET Theo				
1	23.542	20.427	21.917	1:05.886
2	20.352	19.579	20.822	1:00.753
3	18.673	18.990	20.690	58.353
4	18.519	18.997	20.559	58.075
5	18.309	18.847	20.466	57.622
6	18.284	18.643	20.316	57.243
7	18.379	18.682	20.352	57.413
8	18.067	18.602	20.372	57.041
9	18.071	18.663	20.366	57.100
10	18.081	18.596	20.235	56.912
11	18.105	18.586	20.415	57.106

Tours	Secteur 1	Secteur 2	Secteur 3	mps au tour
N°2 NICOLINO Maxime				
1	25.322	20.574	21.998	1:07.894
2	19.480	19.415	21.129	1:00.024
3	19.389	19.304	20.943	59.636
4	18.947	19.844	21.773	1:00.564
5	18.519	19.582	20.667	58.768
6	18.497	19.213	20.741	58.451
7	18.212	19.253	20.759	58.224
8	18.376	19.502	20.830	58.708
9	18.431	19.418	21.021	58.870
10	18.291	20.522	21.416	1:00.229

Tours	Secteur 1	Secteur 2	Secteur 3	mps au tour
N°3 HENRION Gillian				
1	22.971	19.964	21.418	1:04.353
2	20.035	19.329	20.931	1:00.295
3	18.789	18.968	20.619	58.376
4	18.434	18.870	20.491	57.795
5	18.354	18.673	20.424	57.451
6	18.340	18.712	20.362	57.414
7	18.179	18.698	20.309	57.186
8	18.230	18.572	20.342	57.144
9	18.149	18.666	20.293	57.108
10	18.201	18.745	20.337	57.283
11	18.161	18.732	20.290	57.183

Tours	Secteur 1	Secteur 2	Secteur 3	mps au tour
N°4 PICQUE Alexandre				
1	23.990	20.230	21.606	1:05.826
2	19.792	19.465	21.074	1:00.331
3	18.708	19.483	20.754	58.945
4	18.570	18.974	20.509	58.053
5	18.403	18.865	20.344	57.612
6	18.339	18.720	20.382	57.441
7	18.255	18.709	20.532	57.496
8	18.652	18.772	20.446	57.870
9	18.255	19.386	20.638	58.279
10	18.305	18.910	20.469	57.684
11	18.211	18.935	20.400	57.546

Tours	Secteur 1	Secteur 2	Secteur 3	mps au tour
N°5 MIALANE Thomas				
1	21.985	20.198	21.430	1:03.613
2	19.064	19.327	20.818	59.209
3	18.807	19.177	20.564	58.548
4	18.431	18.913	20.448	57.792
5	18.333	18.930	20.642	57.905
6	18.251	19.051	20.506	57.808
7	18.213	18.740	20.731	57.684
8	18.625	18.889	20.476	57.990
9	18.413	18.858	20.430	57.701
10	18.173	18.983	20.470	57.626

Tours	Secteur 1	Secteur 2	Secteur 3	mps au tour
N°7 LAPA PEREIRA Simon				
1	23.034	21.216	21.932	1:06.182
2	20.460	20.239	21.236	1:01.935
3	20.499	19.310	20.878	1:00.687
4	18.829	19.091	21.070	58.990
5	18.630	19.405	20.775	58.810
6	18.565	19.132	20.633	58.330
7	18.240	19.481	20.673	58.394
8	18.336	18.989	20.730	58.055
9	18.357	19.141	20.588	58.086
10	18.322	19.242	20.648	58.212

Tours	Secteur 1	Secteur 2	Secteur 3	mps au tour
N°8 FRAYSSE Killian				
1	24.104	20.277	21.950	1:06.331
2	20.883	19.629	21.200	1:01.712
3	19.342	19.316	21.193	59.851
4	18.681	20.309	23.927	1:02.917
5	18.640	19.184	20.698	58.522
6	18.417	18.919	20.694	58.030
7	18.517	19.068	20.638	58.223
8	18.451	19.011	20.670	58.132
9	18.509	19.275	20.882	58.666
10	19.709	19.668	21.290	1:00.667


Tours	Secteur 1	Secteur 2	Secteur 3	mps au tour
N°9 BERTRAND William				
1	24.359	20.369	21.397	1:06.125
2	19.724	19.543	20.936	1:00.203
3	19.006	18.983	20.597	58.586
4	18.449	18.722	20.581	57.752
5	18.289	18.689	20.516	57.494
6	18.224	18.638	20.379	57.241
7	18.179	18.917	20.735	57.831
8	18.220	18.664	20.309	57.193
9	18.313	18.758	20.465	57.536
10	18.132	18.616	20.513	57.261
11	18.143	18.688	20.342	57.173

Tours	Secteur 1	Secteur 2	Secteur 3	mps au tour
N°10 DOMBROWSKI Thomas				
1	25.635	22.655	23.107	1:11.397
2	20.793	20.779	21.779	1:03.351
3	20.129	20.194	21.522	1:01.845
4	19.481	19.741	21.237	1:00.459
5	19.158	19.540	20.990	59.688
6	18.824	19.404	21.159	59.387
7	18.730	19.250	21.122	59.102
8	19.676	19.266	21.138	1:00.080
9	18.891	19.251	21.300	59.442
10	18.829	19.524	21.792	1:00.145

Tours	Secteur 1	Secteur 2	Secteur 3	mps au tour
N°11 CLEMENT Thibaut				
1	24.574	20.347	21.684	1:06.605
2	19.868	19.530	20.818	1:00.216
3	18.892	18.991	20.683	58.566
4	18.672	18.983	20.428	58.083
5	18.434	18.750	20.272	57.456
6	18.398	18.729	20.216	57.343
7	18.349	18.898	20.179	57.426
8	18.306	18.792	20.369	57.467
9	18.171	18.734	20.353	57.258
10	18.093	18.669	20.452	57.214
11	18.268	18.780	20.305	57.353

Tours	Secteur 1	Secteur 2	Secteur 3	mps au tour
N°12 VENIER Jonas				
1	24.172	20.632	21.823	1:06.627
2	20.270	19.664	21.206	1:01.140
3	19.771	19.332	20.925	1:00.028
4	18.927	19.369	20.813	59.109
5	18.680	19.118	20.795	58.593
6	18.694	18.975	20.791	58.460
7	18.530	19.077	20.699	58.306
8	18.575	18.994	20.801	58.370
9	18.626	19.063	20.535	58.224
10	18.593	19.074	20.576	58.243

Tours	Secteur 1	Secteur 2	Secteur 3	mps au tour
N°13 LOISON Gwenaël				
1	25.541	28.288	22.144	1:15.973
2	20.020	20.117	21.261	1:01.398
3	18.979	19.412	21.061	59.452
4	18.729	19.211	20.792	58.732
5	18.710	19.121	20.890	58.721
6	18.562	18.995	20.843	58.400
7	18.542	18.873	20.817	58.232
8	18.449	19.117	20.869	58.435
9	18.564	19.094	20.763	58.421
10	18.492	19.120	20.889	58.501



Cadet

Chp.IDF Cadet Chrono (CH) Analyse des tours

Pour information, sans valeur officielle

Tours	Secteur 1	Secteur 2	Secteur 3	mps au tour
N°14 LIEGE Bastien				
1	31.448	22.979	23.224	1:17.651
2	31.032	20.980	22.365	1:14.377
3	20.244	20.723	21.799	1:02.766
4	19.705	20.022	21.443	1:01.170
5	19.211	19.593	21.598	1:00.402
6	19.069	20.050	21.506	1:00.625
7	19.203	19.777	21.314	1:00.294
8	19.201	19.636	21.266	1:00.103
9	18.992	19.520	21.590	1:00.102
10	18.821	19.727	22.006	1:00.554
N°15 CHAPON Johann				
1	24.263	21.542	21.771	1:07.576
2	19.435	19.762	22.649	1:01.846
3	19.079	19.593	21.033	59.705
4	18.742	19.354	20.761	58.857
5	18.538	19.192	20.733	58.463
6	18.438	19.082	20.670	58.190
7	18.564	19.174	20.595	58.333
8	18.483	19.146	20.713	58.342
9	18.533	19.215	20.753	58.501
10	18.396	19.252	20.623	58.271
N°16 COSTA Valentin				
1	25.700	22.485	23.271	1:11.456
2	21.249	21.525	21.862	1:04.636
3	20.806	20.431	21.602	1:02.839
4	19.353	19.833	21.138	1:00.324
5	19.289	20.257	21.016	1:00.562
6	19.226	19.883	20.871	59.980
7	19.089	19.420	20.906	59.415
8	18.729	19.788	21.034	59.551
9	18.761	19.522	21.053	59.336
10	18.905	19.508	20.829	59.242
N°17 RAPHANEL Jules				
1	25.945	27.200	24.557	1:17.702
2	21.122	22.057	21.922	1:05.101
3	20.612	20.114	21.620	1:02.346
4	19.450	20.050	22.415	1:01.915
5	19.524	19.947	21.458	1:00.929
6	19.506	20.059	22.226	1:01.791
7	19.093	19.791	21.630	1:00.514
8	19.758	20.135	21.579	1:01.472
9	19.390	19.715	21.668	1:00.773
10	19.139	19.600	21.655	1:00.394
N°18 CONDE Hugo				
1	26.518	21.049	22.194	1:09.761
2	19.886	19.700	21.264	1:00.850

Tours	Secteur 1	Secteur 2	Secteur 3	mps au tour
3	18.904	19.991	21.755	1:00.650
4	18.855	19.442	20.821	59.118
5	18.671	19.285	20.809	58.765
6	18.609	19.251	20.754	58.614
7	18.396	19.362	20.773	58.531
8	18.368	19.251	20.824	58.443
9	18.520	19.445	20.855	58.820
10	18.441	19.146	20.897	58.484
N°19 PERRIN Sophie				
1	23.785	20.433	21.354	1:05.572
2	19.926	19.465	20.872	1:00.263
3	18.856	19.017	20.619	58.492
4	18.421	19.043	20.522	57.986
5	18.350	18.893	20.411	57.654
6	18.166	18.666	20.373	57.205
7	18.283	18.793	20.345	57.421
8	18.126	18.727	20.395	57.248
9	18.190	18.800	20.333	57.323
10	18.087	18.745	20.432	57.264
11	18.223	18.742	20.330	57.295
N°20 HURAY Ayrton				
1	22.326	20.780	21.455	1:04.561
2	19.464	19.445	20.861	59.770
3	18.579	19.366	20.759	58.704
4	18.531	19.036	20.698	58.265
5	18.382	19.034	20.577	57.993
6	18.350	19.026	20.757	58.133
7	18.342	18.888	20.640	57.870
8	18.410	18.852	20.990	58.252
9	18.828	19.171	20.700	58.699
10	18.321	18.966	21.065	58.352
N°23 IMBOURG Thomas				
1	23.653	20.923	21.775	1:06.351
2	19.559	19.493	20.705	59.757
3	19.747	19.801	21.109	1:00.657
4	18.707	19.161	20.623	58.491
5	18.446	18.886	20.488	57.820
6	18.355	19.055	20.514	57.924
7	18.411	18.853	20.407	57.671
8	18.312	18.900	20.504	57.716
9	18.231	18.903	20.512	57.646
10	18.192	18.832	20.582	57.606
N°29 MARTINS Victor				
1	22.986	19.995	21.417	1:04.398
2	19.911	19.339	20.886	1:00.136
3	18.799	18.960	20.645	58.404
4	18.472	18.853	20.563	57.888

Tours	Secteur 1	Secteur 2	Secteur 3	mps au tour
5	18.391	18.744	20.415	57.550
6	18.288	18.617	20.366	57.271
7	18.246	18.676	20.385	57.307
8	18.290	18.619	20.389	57.298
9	18.117	18.608	20.337	57.062
10	18.150	18.566	20.358	57.074
11	18.171	18.612	20.543	57.326
N°44 JEAN Maxime				
1	24.771	20.831	22.059	1:07.661
2	20.188	19.976	21.388	1:01.552
3	19.246	19.477	21.146	59.869
4	19.038	19.232	21.173	59.443
5	18.799	19.259	20.920	58.978
6	18.672	19.042	20.844	58.558
7	18.725	19.227	20.904	58.856
8	19.240	19.108	20.846	59.194
9	18.637	19.181	20.617	58.435
10	18.630	19.256	20.893	58.779